

FY2020 Shopping Mall data (as of February 2021)

Vietnam	Opening day	Gross leasable area (m ²)	Parking (cars)	Planted trees	Mall employees	Disabled parking lot	Solar panel capacity (kw)	High-efficiency air-conditioner	Human sensor lighting on / off control	Automatic escalator operation control	Murmuring river	Wastewater purification facility	EV charge station
164. AEON MALL Tan Phu Celadon	Jan. 2014	84,000	Motorcycle 11,000 Car 2,000	10,000	4,200	25	—	—	—	○	—	○	—
165. AEON MALL Binh Tan	Jul. 2016	60,000	Motorcycle 4,000 Car 1,500	10,000	2,700	17	320	○	○	○	—	○	—
166. AEON MALL Binh Duong Canary	Nov. 2014	49,000	Motorcycle 6,000 Car 1,000	10,000	2,700	—	—	—	—	○	—	○	—
167. AEON MALL Long Bien	Oct. 2015	74,000	Motorcycle 10,000 Car 1,000	11,300	3,300	8	—	○	○	○	○	○	—
168. AEON MALL Ha Dong	Dec. 2019	74,000	Motorcycle 9,000 Car 2,100	6,000	3,200	6	—	○	—	—	—	—	2
169. AEON MALL Hai Phong Le Chan	Dec. 2019	70,000	Motorcycle 7,000 Car 1,700	10,000	4,200	19	535	○	○	○	—	—	3
Vietnam Total		411,000	Motorcycle 47,000 Car 9,300	57,300	20,300	75	855	4	3	5	1	4	5

Cambodia	Opening day	Gross leasable area (m ²)	Parking (cars)	Planted trees	Mall employees	Disabled parking lot	Solar panel capacity (kw)	High-efficiency air-conditioner	Human sensor lighting on / off control	Automatic escalator operation control	Murmuring river	Wastewater purification facility	EV charge station
170. AEON MALL Phnom Penh	Jun. 2014	68,000	Motorcycle 1,600 Car 2,300	10,000	3,600	9	225	—	○	○	○	○	—
171. AEON MALL Sen Sok City	May 2018	85,000	Motorcycle 3,000 Car 2,300	12,000	3,700	9	1,036	○	○	○	○	○	1
Cambodia Total		153,000	Motorcycle 4,600 Car 4,600	22,000	7,300	18	1,261	1	2	2	2	2	1

Indonesia	Opening day	Gross leasable area (m ²)	Parking (cars)	Planted trees	Mall employees	Disabled parking lot	Solar panel capacity (kw)	High-efficiency air-conditioner	Human sensor lighting on / off control	Automatic escalator operation control	Murmuring river	Wastewater purification facility	EV charge station
171. AEON MALL BSD CITY	May 2015	77,000	Motorcycle 2,300 Car 2,100	20,000	3,000	—	24	—	○	○	○	—	—
172. AEON MALL Jakarta Garden City	Sep. 2017	63,000	Motorcycle 1,400 Car 3,000	8,000	1,300	20	510	○	○	○	—	○	—
173. AEON MALL Sentul City	Oct. 2020	70,000	Motorcycle 1,400 Car 3,000	—	2,200	32	—	—	—	○	—	○	—
Indonesia Total		210,000	Motorcycle 5,100 Car 8,100	28,000	6,500	52	534	1	2	3	1	2	—

Number of urban shopping centers (Japan)	Opening day	Gross leasable area (m ²)	Parking (cars)	Number of urban shopping center employees
175. Akita OPA	Oct. 2017	11,500	3,000	200
176. Mito OPA	Mar. 2017	12,100	1,310	500
177. Takasaki OPA	Oct. 2017	25,600	7,000	1,200
178. Seisekisakuragaoka OPA	Sep. 1999	16,000	370	700
179. Hachioji OPA	Nov. 2018	6,200	1,000	400
180. Shinyurigaoka OPA	Nov. 1997	12,700	100	1,100
181. Shonan Fujisawa OPA	Mar. 1996	9,700	530	600
182. Nagoya mozo OPA	Apr. 2009	3,200	—	100
183. Kawaramachi OPA	Nov. 1998	10,300	—	400
184. Shinsaibashi OPA	Nov. 1994	11,200	—	800
Shinsaibashi OPA Kirei-Kan	Aug. 1998	2,400	—	100
185. Sannomiya OPA	Mar. 1984	6,100	—	300
186. Sannomiya OPA2	Feb. 2017	11,400	770	500
187. Canalcity OPA	Apr. 1996	15,800	1,300	1,000
188. Oita OPA	Jun. 2019	3,800	1,600	400
189. Naha OPA	Oct. 2018	5,200	450	300
190. VIVREGENE Lake Town	Nov. 2011	2,900	10,400	200
191. Yokohama VIVRE	Apr. 1985	18,700	120	1,000
192. YOKOHAMA WORLD PORTERS	Sep. 1999	37,700	1,000	1,600
193. Kitajo VIVRE	Mar. 1995	22,900	480	600
194. Akashi VIVRE	Oct. 1997	18,200	690	700
195. Sendai FORUS	Nov. 1984	14,500	4,000	400
196. Kanazawa FORUS	Nov. 2006	26,100	4,300	1,800
Number of urban shopping centers (Japan) Total		304,200	38,420	14,900

Employee data: Consolidated (as of the end of February 2021)

	FY2019	FY2020
Number of employees (Number of part-timers) excluded from above	3,447 (1,480)	3,656 (1,552)

Employee data: Non-consolidated (as of the end of February 2021)

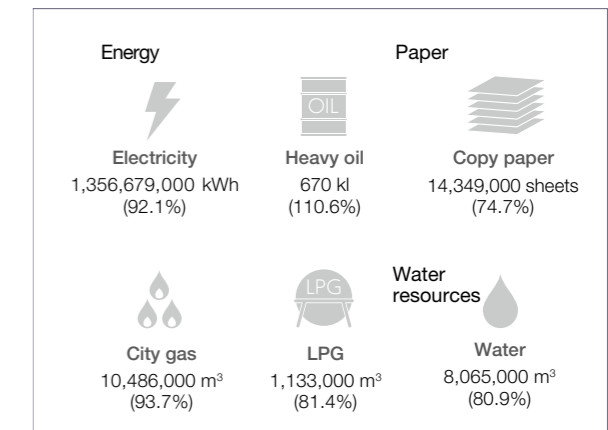
	FY2019	FY2020
Number of employees (Number of part-timers) excluded from above (1) Male (2) Female	1,788 (1,284) (1) 1,168 (173) (2) 620 (1,169)	1,842 (1,349) (1) 1,196 (150) (2) 646 (1,199)
New employees (male / female)	100 (57 / 43)	87 (46 / 41)
Managers (Women among the above)	891 (155 (17.4%))	912 (165 (18.0%))
Directors (Women among the above)	18 (4 (22.2%))	18 (4 (22.2%))
Employees who have received childcare leave (Male employees included above)	54 (15)	52 (23)

Number of local staff members in overseas subsidiaries (as of the end of February 2021)

	FY2019	FY2020
Total	1,288	1,429
China	766	790
ASEAN	522	639

FY2020 Inputs / Outputs (80 malls in Japan)

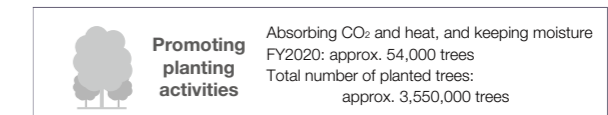

INPUT



Business activities



OUTPUT



Note 1: For the whole mall including common use spaces, AEON and speciality stores. However, waste and the recycling rate apply to speciality stores and AEON MALL office, and copy paper applies to AEON MALL office only.
Note 2: Figures in parentheses are percentages over the previous year.